




A photograph of a person's legs from the knees down, wearing bright yellow espadrilles with a light-colored fabric strap across the foot. They are standing on a rough, light-colored stone ledge. In the background, the blue sea is visible with white foam from waves crashing against rocks. The overall scene is bright and sunny, suggesting a coastal or Mediterranean setting.

Toni Pons

caràcter mediterrani

PRODUCT CARE



JUTE SOLE

1. First of all, it must be kept in mind that natural jute fibres can be easily damaged by water; therefore, it is important to avoid, as much as possible, contact of your espadrilles with water. It is not recommended to use them on rainy days and it is important to keep them in a dry place without humidity so that they remain in perfect condition.

Under no circumstances should the espadrille be put into the washing machine, or submerged in water or placed under the tap, since the jute in contact with the water swells and will be damaged, falling apart.

In case of rain, if the jute sole gets wet or acquires dampness, the best is to let it dry in the open air, without exposing it directly to the sun and always keeping the espadrille in a horizontal position.

2. To clean the jute soles, it is better to remove the dust using a soft bristle brush.

3. In case there are stains on the jute, they can be removed with an eraser.

4. Another option is to sprinkle talcum powder over the jute and let it work for a few minutes to absorb the stain. Then use a brush to remove the spot completely.

In the event the rubber on the sole separates from the jute, we recommend repairing it with silicone or glue.



Toni Pons
caràcter mediterrani



PLAIN COLOR OR STRIPED CANVAS UPPERS

1. To clean the upper of our canvas espadrilles, we use a microfiber cloth (one that does not detach threads). We moisten with water and rub gently. It is also possible to use a soft bristle brush.

If necessary, we can add a little bit of neutral soap to the moistened cloth and rub gently.

Next, to remove the soap residue, we will use another microfiber cloth with water.

To dry the espadrilles, we recommend leaving them outdoors, without exposing them directly to the sun, and always in a horizontal position.

2. To clean food or grease stains, we recommend sprinkling talcum powder in the area of the stain and let it act for a few minutes to absorb the grease. Then rub with a soft brush to remove the remains of talcum and dirt.

There is a large variety of fabrics that can be used on espadrilles and each one has its own specific recommendations for cleaning and maintenance; but in general, you can use a microfiber cloth or a soft bristle brush for cleaning the tissues, always rubbing gently.





SUEDE OR NUBUC UPPERS & LEATHER UPPERS

1. To clean suede footwear superficially, we recommend using a microfibre cloth slightly dampened with water and then rub gently.

2. To clean specific stains on the suede, it is possible to use an eraser or a piece of crepe to rub gently on the stain.

Since the suede is a delicate material, the best advice to prevent dirt is to use a special waterproof solution for this type of leather.

3. To clean leather footwear, you can use a soft bristle brush or a cotton cloth slightly damp with water.

4. To moisturize leather footwear or for a deeper cleaning, we recommend using a special colourless moisturizer for footwear with a cotton cloth that does not detach threads.


special colourless moisturizer for footwear with a cotton cloth that does not detach threads. It is very important in all cases, to let the shoe dry at room temperature to prevent cracks from appearing on the skin.

SOLE LINED WITH SUEDE OR LEATHER:
The cleaning process will be the same as the one we recommend for suede and leather uppers.

INSIDE PART OF THE SHOE:
If the espadrille gets dampness during the process, once it is clean, we recommend placing a microfiber cloth inside to absorb the moisture and maintain the shape of the shoe.



Toni Pons
caràcter mediterrani



#INSTINT SUMMER & WINTER COLLECTION

1. Our espadrilles from Summer #instint collection stand out for their vulcanized, light and very flexible soles.

For cleaning this type of foot wear we recommend using a microfiber cloth (which does not detach threads) moistened with water and, if necessary, a little neutral soap. Please rub gently.

Next, to remove the soap residue, we will use another microfiber cloth with water. To dry the espadrilles, we recommend leaving them outdoors, but without exposing them directly to the sun and always in a horizontal position.

2. It is recommended not to put them in the washing machine, as the fabrics may discolour.


3. Our shoes from Winter #instint collection stand out for their vulcanized soles, light and very flexible and for featuring a suede braid around.

For cleaning, we recommend using a slightly moistened microfiber cloth and rub gently.

4. In case of concrete spots on the suede pieces, you can use an eraser by rubbing gently.

INSIDE PART OF THE SHOE:

If the espadrille gets dampness during the process, once it is clean, we recommend placing a microfiber cloth inside to absorb the moisture and maintain the shape of the shoe.



Toni Pons
caràcter mediterrani



THE SLIPPERS COLLECTION

1. The models in the Winter Slippers collection are made from materials such as woollen felt, padded fabric or recycled felt made from plastic bottles collected from the ocean.

The inside of the slippers, as well as the insoles, are lined with soft synthetic fur. These materials ensure warmth and comfort.

For the Summer Slippers, to achieve fresh and light designs, fabric is used as the main material.

2. For the cleaning of all these types of materials, we recommend using a damp cloth and gently rubbing the surface.

We do not recommend washing the slippers in the washing machine or immersing them in water, as the materials that make up the shoes (such as felt, foam or synthetic fur), and the material in the removable soles, can be damaged by contact with water.



Toni Pons
caràcter mediterrani



TONIPONS.COM
TONIPONS_OFFICIAL